



Derayah GCC Growth and Income Equity Fund 4Th Quarter Report 31 Dec 2025

The objective of the fund

fund that aims for capital appreciation in the long term and to distribute dividends periodically by investing mainly in the securities of companies listed on the Saudi stock market and in the remaining GCC stock markets, including IPOs and secondary offerings, listed tradable rights, REITs and ETFs and shares of companies listed on the parallel market. The fund also aims to invest in fixed income instruments such as: sukuk and money market instruments locally, in the GCC and internationally.

Fund information as at the end of the quarter (Dec/2025)

Fund start date	4/Apr/2021
Unit Price Upon Offering	10 SAR
Size of the Fund	88,643,419.57 SAR
Type of fund	Open-ended public investment fund
Currency of the Fund	SAR
Level of risk	High Risk
Benchmark	S&P GCC Shariah Dividend Index
Number of Distributions	twice a year
Percentage of fees for the management of the invested funds	N/A
The investment advisor and fund sub-manager	N/A
The number of days of the weighted average	Not applicable

Price information as at the end of the quarter (Dec/2025)

Unit price	14.8178 SAR
Change in unit price (compared to the previous quarter)	-7.21%
Total units of the fund	5,962,610.49 unit
Total net assets	88,352,716.75 SAR

Fund information as at the end of the quarter (Dec/2025)

	Value	%
Total Expense Ratio (TER)	590,967.24	0.58%
Borrowing Rate	Not applicable	Not applicable
Dealing expenses	45,607.38	0.04%
Investment of the fund manager	18,098,022.73	20.48%
Distributed dividend	2,129,861.20	0.00%

Details of the fund's ownership investments

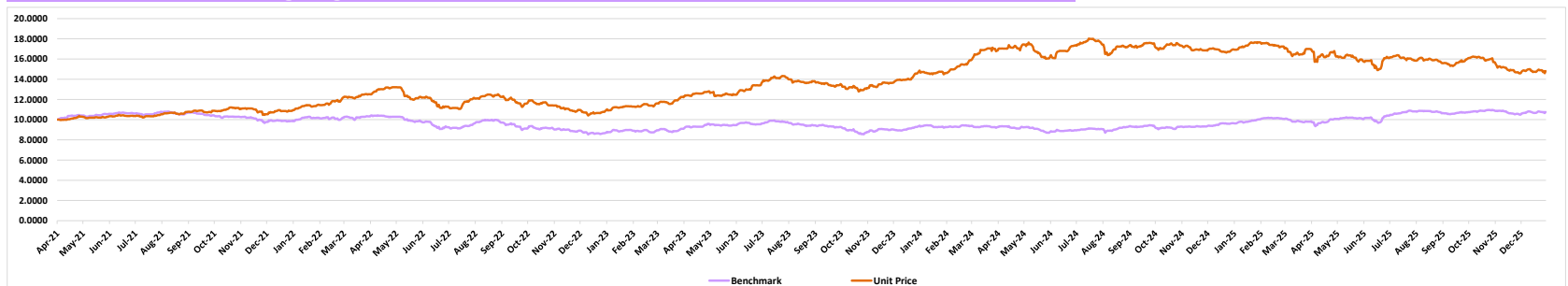
Full Ownership	100%
Usufruct right	0%

Revenue	Fund	Benchmark	Difference
3 months (end of current quarter)	-7.21%	0.24%	-7.45%
Year to date (YTD)	-12.44%	11.49%	-23.94%
One Year	-12.44%	11.49%	-23.94%
3 Years	37.54%	24.33%	13.22%
5 Years	0.00%	0.00%	0.00%

Performance and Risks

	3 months	YTD	1 Year	3 Years	5 Years
Standard deviation	10.69%	13.25%	13.25%	11.66%	0.00%
Sharp Indicator	-2.87	-1.34	-1.34	0.47	0.00
Tracking Error	7.90%	8.82%	8.82%	8.81%	0.00%
Beta	1.08	1.21	1.21	0.95	0.00
Alpha	-26.31%	-25.21%	-25.21%	3.77%	0.00%
Information Index	-0.30	-0.37	-0.37	2.39	0.00

Performance of the Fund since its beginning



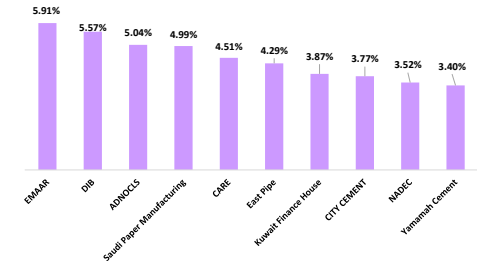
Disclaimer

This document was produced by Derayah Financial Company, a company licensed by the Capital Market Authority of the Kingdom of Saudi Arabia under license number 27-08109. The performance shown in this report is not an indicator or guarantee of future returns. We believe we have made every effort to ensure that the information contained in this document is reliable; however, it may not be accurate or may be incomplete. For more information about the Fund, please refer to the Fund's Terms and Conditions and the related documents. The opinions expressed herein are not guaranteed and should not be construed as investment advice. This document does not provide all the facts necessary to make an investment decision. The information presented should not be considered a recommendation or an invitation to buy or sell any securities, nor should it be assumed that any investment in such securities will be profitable. The reader of this document, or any person to whom it has been sent with or without the permission of Derayah Financial Company, shall bear any losses resulting from the use of this document or its contents. This document may not be distributed in any manner to any party without obtaining the prior approval of Derayah Financial Company.

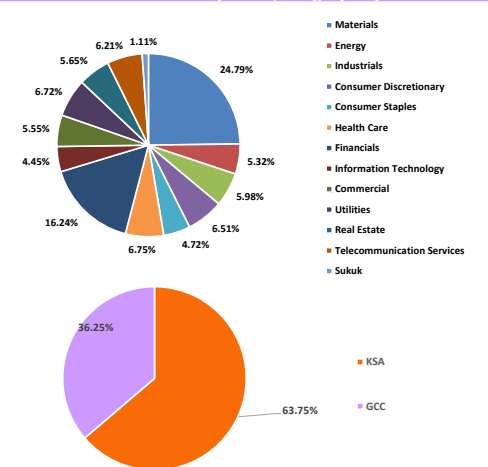
Contact information

Free Number: 920024433
Outside KSA: 966112998000
Fax: 966114192618

The Top 10 Investments of the Fund



The Fund's Asset Distribution (Sector/Geographic)



Formulas utilized for assessing performance and risk measures

Standard Deviation = Square root of the variance of portfolio returns
Sharpe Ratio = (Portfolio return - Risk-free rate) ÷ Standard deviation of portfolio returns
Tracking Error = StDev of the difference between portfolio returns and benchmark returns ÷ Square root of the number of periods in a year
Beta = Covariance between portfolio returns and benchmark returns ÷ Variance of benchmark returns
Alpha = Portfolio return - [Risk-free rate + (Beta × (Benchmark return - Risk-free rate))]
Information Ratio = (Portfolio return - Benchmark return) ÷ Tracking Error

Derayah Financial Company

Al Takhassousi Street, Prestige Center, 3rd Floor, PO Box 286546, Riyadh 12331, Saudi Arabia
Website: www.derayah.com
support: support@derayah.com